

Directions

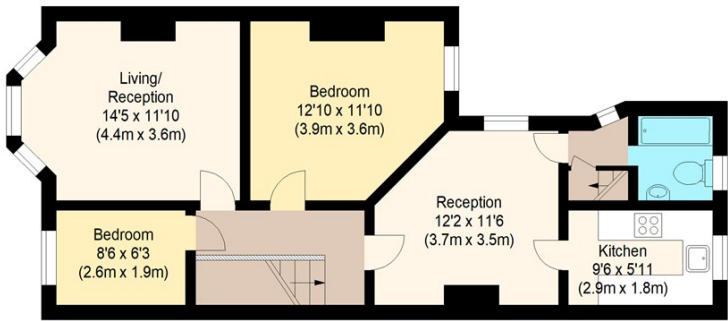
Viewings

Viewings by arrangement only. Call 02085042440 to make an appointment.

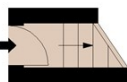
EPC Rating

D

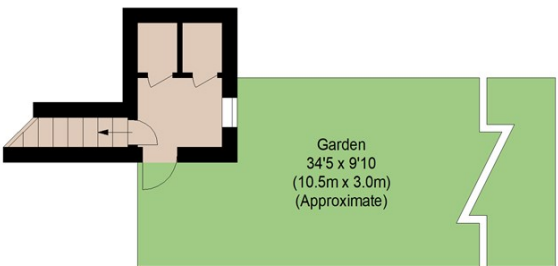
Energy Efficiency Rating		
	Current	Potential
Very energy efficient - lower running costs		
(92 plus) A		
(81-91) B		
(69-80) C		
(55-68) D	64	76
(39-54) E		
(21-38) F		
(1-20) G		
Not energy efficient - higher running costs		
England & Wales	EU Directive 2002/91/EC	



First Floor



Ground Floor



Ground Floor

william rose
Brunswick Road, E10

Approximate Gross Internal Floor Area : 72.46 sq m / 780 sq ft



126 Brunswick Road, Leyton, London, E10 6RS

£1,800

- Two bedroom maisonette
- Private garden
- Own front door
- Close to station and Francis road
- Close to popular schooling
- First floor
- Good standard throughout
- Abraham style
- Nearly 800 square feet
- Available now

126 Brunswick Road, London E10 6RS

A large two bedroom first floor Abraham style maisonette located just of the ever popular Francis Road.
Close to Leyton high street and station.

 2

 1

 1

 D

Council Tax Band: B



A large two-bedroom first floor Abraham flat extends to over 750 feet and located just off the ever-popular Francis Road.

From the kerb you're greeted with tree lined street and classic brick frontage. Internally you'll find very flexible accommodation; There's a potential to have two large double bedrooms with further dressing room or study as well as your reception and kitchen, or if you only need one bedroom you could have the other double bedroom as a separate living room in addition to a dining room off the kitchen. You have direct access via internal stairwell down to the private garden.

Location wise this one can't be beaten. You're moments from Francis Road with all its coffee shops and places to eat. Getting out in green space won't be a problem with Abbots Park so close. There's many cycle routes in and out of the area, good bus routes and Leyton Central Line Station is a short walk away. Schooling won't be a problem with plenty to choose from all the way from Nursery to Sixth Form.

EPC: D
Tenure: Leasehold
Council Tax Band: B
London Borough of Waltham Forest